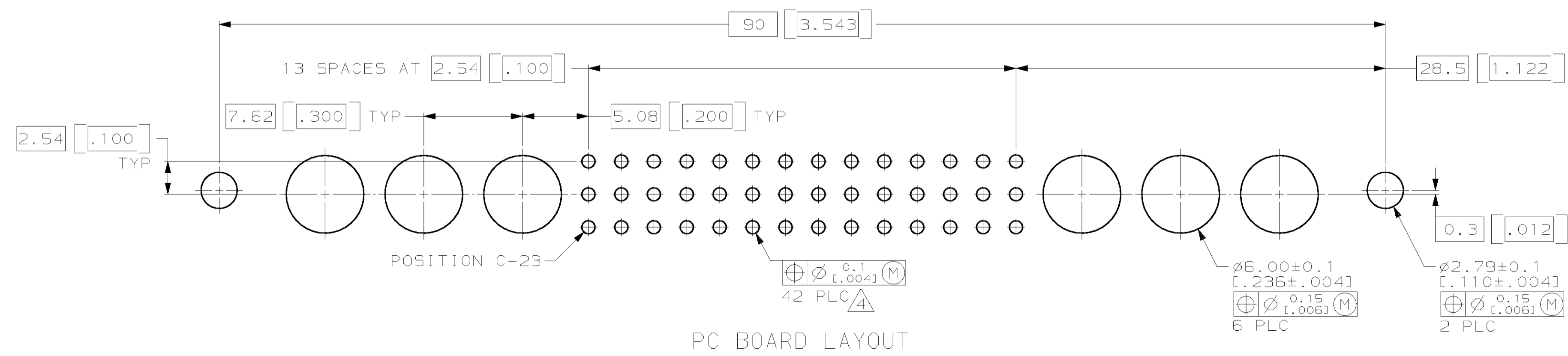

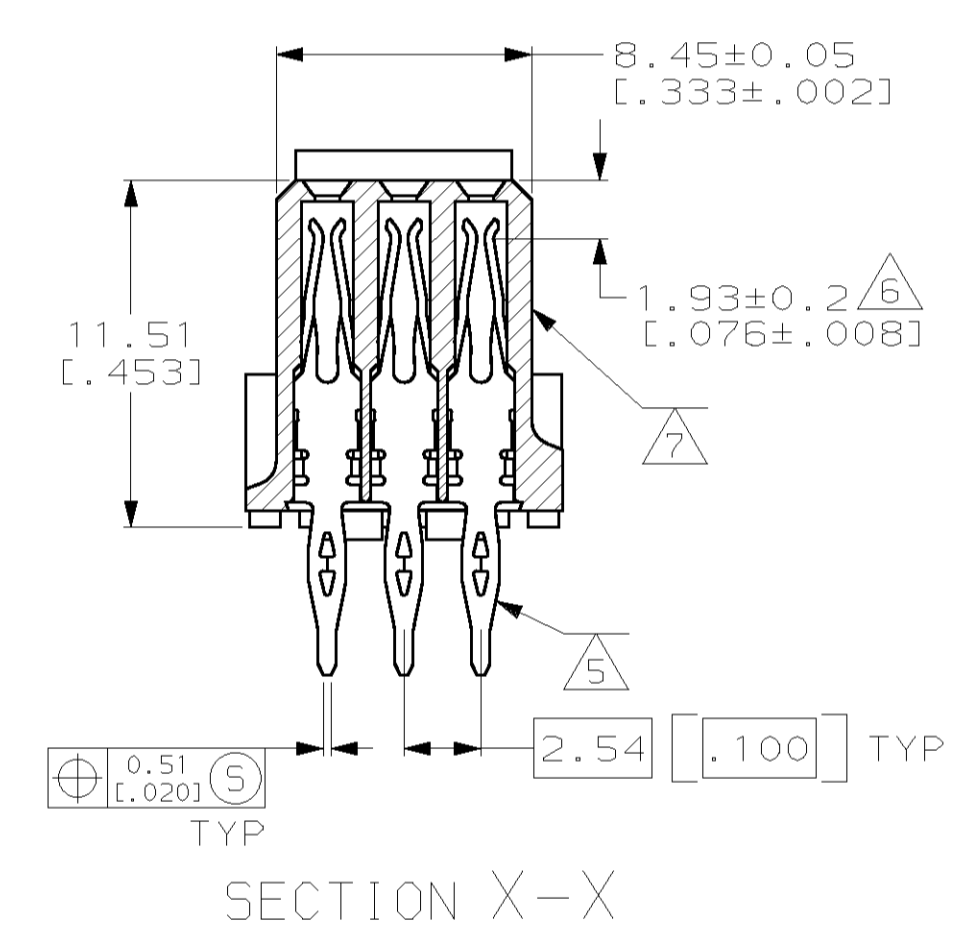
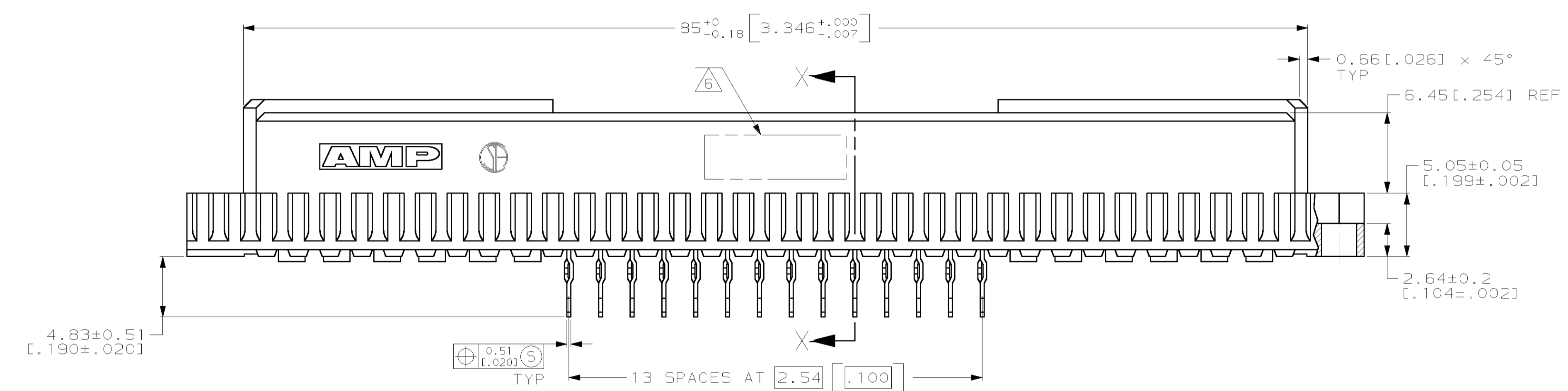
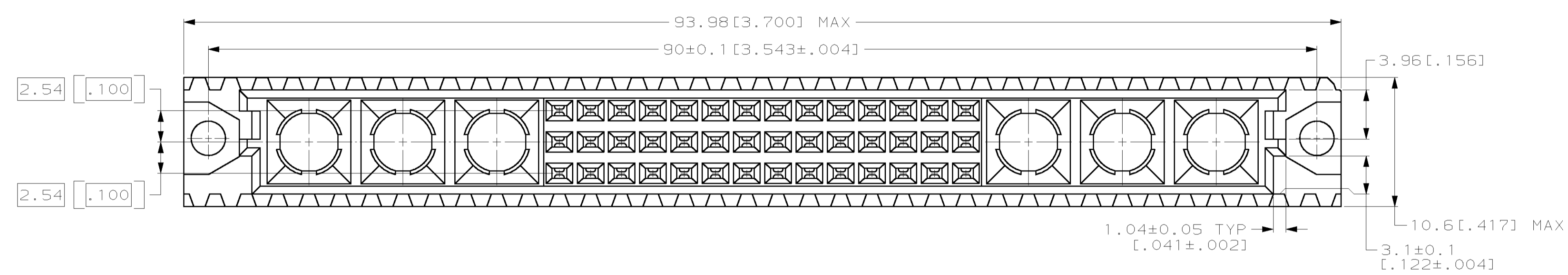


REVISONS		DATE	BY	APVD
0	DRAWN	-	-	-
A	REV PER EC 0G21-80-99	05 APR 99	BC	CR
B	REV PER EC 0U1B-0367-00	04 JAN 01	BC	CR

- ① HOUSING MATERIAL: GLASS-FILLED POLYESTER. COLOR: GRAY.
- ② CONTACT MATERIAL: PHOSPHOR BRONZE.
- ③ PART NUMBER, DATE CODE IDENTIFICATION, CSA LOGO IN THIS APPROXIMATE AREA.
- ④ ACTION PIN POSTS REQUIRE 1.57[.062] MINIMUM THICK PC BOARD. RECOMMENDED PC BOARD DRILLED HOLES ARE $\phi 1.151 \pm 0.025$ [.0453 \pm .0010] WITH 0.02-0.08[.001-.003] COPPER AND 0.008[.0003] MINIMUM TIN-LEAD PLATING. FINISHED HOLES AFTER PLATING $\phi 0.94-1.09$ [.037-.043].
- ⑤ CONTACT FINISH: DIN 41612 CLASS 2 IN CONTACT AREA. TIN-LEAD PLATE ON POSTS.
- ⑥ CONTACT POINT.
- ⑦ HOT STAMPING ON THIS SIDE.



148423-5
PART NUMBER

THIS DRAWING IS A CONTROLLED DOCUMENT.		DWN L. BRINER 9/30/97	AMP Incorporated Harrisburg, PA 17105-3608
DIMENSIONS: mm (INCHES)		CHK R. PATTERSON 9/30/97	
TOLERANCES UNLESS OTHERWISE SPECIFIED:		APVD R. PATTERSON 9/30/97	NAME RECEPTACLE ASSEMBLY, EUROCARD, TYPE M, 42 + 6 POSITION
0 PLC \pm		PRODUCT SPEC	
1 PLC \pm		APPLICATION SPEC	SIZE A1
2 PLC ± 0.13 (.005)		WEIGHT	CAGE CODE 00779
3 PLC \pm		CUSTOMER DRAWING	DRAWING NO 148423
4 PLC \pm		SCALE 4:1	SHEET 1 OF 1
5 PLC \pm		REVISIONS	REV B
6 ANGLES \pm			
FINISH			
MATERIAL			
HOUSING: ①			
POST: ②			